

Activity concentrations of ^{210}Pb in the aerosol at Hanoi

Duong Duc Thang*, Vuong Thu Bac, Nguyen Quang Long, Nguyen Thi Thu Ha, Nguyen Ngoc Quynh, Nguyen Van Khanh, Nguyen Thi Oanh, Cao Duc Viet

Institute for Nuclear Science and Technology – 179 Hoang Quoc Viet – Cau Giay – Hanoi

*Email: ducthangb2k52@gmail.com

Abstract: *In this study, aerosol samples at Hanoi, Vietnam from February 2017 to January 2018 collected on the glass fiber filter were analyzed for ^{210}Pb by using HPGe spectrometry. ^{210}Pb weekly activity concentrations were in the range of 0.12 mBq.m^{-3} to 2.87 mBq.m^{-3} with an average value of 0.92 mBq.m^{-3} and ^{210}Pb monthly activity concentrations were in the range of 0.99 mBq.m^{-3} to 9.24 mBq.m^{-3} with an average value of 4.01 mBq.m^{-3} . The analysis of monthly averaged ^{210}Pb activity concentrations revealed a dominant seasonal variability: high activity concentrations of ^{210}Pb in winter and lower values in summer. The correlation between the activity concentrations of ^{210}Pb in aerosol and the meteorological parameters (average temperature, precipitation and relative humidity) were observed and the obtained correlation coefficients are -0.95 , -0.58 and -0.71 , respectively.*

Keywords: *activity concentrations of ^{210}Pb , HPGe, MCNP.*

INTRODUCTION

One of the important radio nuclides in atmospheric air, regarding both scientific research and everyday air quality, is the naturally occurring radionuclide ^{210}Pb [7]. It is a member of the ^{238}U decay chain, which is naturally present in the Earth's crust [1,7]. As ^{210}Pb is formed in the chain after the alpha decay of ^{222}Rn , which is a noble gas and thus able to exhale through the soil and migrate to the atmosphere, transfer in air, and deposit to the ground [7]. A considerable amount of ^{210}Pb is constantly present around us in the environment [7]. Together with other ^{222}Rn progeny ^{210}Pb has a significant impact on the effective dose of ionizing radiation to a human via inhalation and ingestion [7,13]. Unlike the short-lived ^{222}Rn , the progeny ^{210}Pb has a half-life of 22.3 years, with a mean residence time in the atmosphere about 10 days (varying from 0 days to more than 5 weeks) and is thus a

useful tracer for atmospheric movements. It has been noticed that ^{210}Pb atoms tend to attach to the sub-micron sized aerosol particles, which are widely used in atmospheric studies as characteristic indicators [1,2,3,7,10,12,13]. With its 46.5 keV full energy gamma peak, ^{210}Pb is comfortably detectable via non-destructive gamma-ray spectrometry when it is collected from the air on glass fiber filter [7].

In this study, the aerosol particles were collected from the atmospheric air using high-volume air samplers at the Institute for Nuclear Science and Technology (INST) survey sites in Hanoi, Vietnam. Collected filters were analyzed using HPGe gamma-ray spectrometry in the laboratory of the Center for Environment Monitoring and Impacts Assessment, INST.

MATERIALS AND METHODS

a) Sampling and sample process

Activity concentrations of ^{210}Pb were collected on the glass fiber filter samples. The duration time for sampling samples at the Hanoi station covers the period from February 2017 to January 2018. In total, the current study is based on the analysis results of 44 filter samples.

The used aerosol filters were general grade G653 glass fiber filters by Whatman (its size: 8×10 inch), whose efficiency for collecting particles of 0.3 μm is considered to be 99% or better [5]. The air sample was sucked through the filter for a week by a high-volume air-sampling device - Total Suspended Particulate model TE-5170DV-BLX (TISH Environmental, USA). The volume of air pumped through the filter during that time was recorded when removing the filter from the device. The average weekly air volume passing the filter was 4092 m^3 , with a minimum and a maximum of 3360 m^3 and 4356 m^3 , respectively.

After sampling, the filters were folded and pressed into flat tablets with a diameter of 3.2 cm and a height of 0.5 cm by a hydraulic press.

b) Gamma spectrometry measurements

The activity concentration of ^{210}Pb was measured by the 46.5 keV gamma line using a gamma spectrometer with HPGe GMX 40P4 detector (ORTEC, USA) with an energy resolution of 1332 keV is 1.8 keV. The spectrometer is calibrated using the IAEA RGU-1 reference sample of comparable geometry. Because of relatively low-energy gamma ray, the results were corrected for self-attenuation via efficiency correction factors [4,7]. Several studies have

shown that various theoretical and empirical methods have been used for estimating the self-attenuation coefficients; Monte Carlo simulations were proved to be somewhat time-consuming but the most accurate methods, including self-absorbed correction. [4,7]. MCNP 6.1 was used to simulate the efficiency of the detector. The activity concentration values were corrected for decay to the middle of the duration of sample collecting. This correction factor is very small because the ^{210}Pb half life is very large compared to the sampling time.

The meteorological data monitored at the Lang station, Hanoi as precipitation, relative humidity, air pressure and temperature were provided by the Vietnam Institute of Meteorology, Hydrology and Climate Change (Table 1).

RESULTS AND DISCUSSION

The efficiency for the aerosol filters geometry ε_x is given by [15]

$$\varepsilon_x = \varepsilon_{ref} \left(\frac{\varepsilon_x^{MC}}{\varepsilon_{ref}^{MC}} \right)$$

Where ε_{ref} is the experimental efficiency for the IAEA RGU-1 reference sample, and ε_{ref}^{MC} and ε_x^{MC} are the calculated efficiencies (via Monte Carlo) for the IAEA RGU-1 reference sample and the geometry of aerosol filters, respectively. This method corrects the geometric differences and also includes a correction for the intrinsic detector efficiency, thus, it is not necessary to make corrections for the self-absorption in the low energy ranges because the self-absorption is taken into account in the Monte Carlo simulation of the sample of interest [15].

The composition of IAEA RGU-1 reference sample was: 52.92% O, 45.69% Si, 0.52%

Na and 0.34% P, 0.27% Mg, 0.07 % Fe, 0.07% Ca, 0.01% U, [18]. Our reference sample density was $\rho=1.25\text{g/cm}^3$.

The composition of glass fiber filter was 82% of SiO_2 , 12% PbO , 4% Na_2O and 2% Al_2O_3 with density was $\rho=0.87\text{g/cm}^3$ [17].

In our measurement $\varepsilon_{ref} = 0.0449 \pm 0.0027$, $\varepsilon_{ref}^{MC} = 0.0488 \pm 0.0001$ and $\varepsilon_x^{MC} = 0.2210 \pm 0.0002$ we have $\varepsilon_x = 0.2033 \pm 0.0012$. This efficiency value was used for calculating ^{210}Pb activity concentration in the aerosol filters.

The ^{210}Pb activity concentration in the aerosol demonstrates a considerable temporal variation. The weekly data (Fig. 1) varied in the range from 0.12 mBq.m^{-3} to 2.87 mBq.m^{-3} with an arithmetic mean value of 0.92 mBq.m^{-3} . The average activity concentration of ^{210}Pb measured in Hanoi is higher than that in North America (0.29 to 0.75 mBq.m^{-3}) and Europe (0.2 to 0.7 mBq.m^{-3}) [14].

For seasonal analysis, the seasons are defined according to the meteorological situation in Hanoi: spring lasts during February, March, and April; summer months are May, June, and July; and autumn lasts from August, September, and October, winter consists of November, December and January [16].

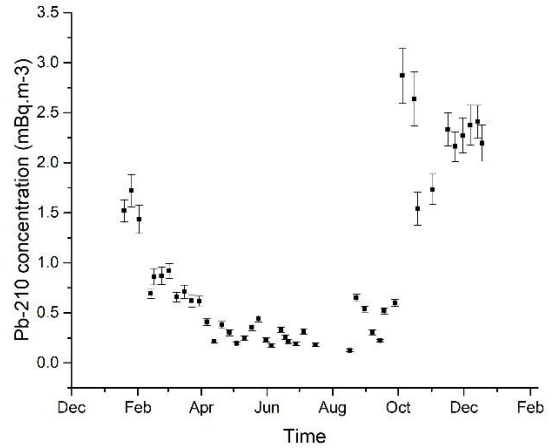


Fig.1: Activity concentrations of ^{210}Pb with combined uncertainties

Figure 2 shown that ^{210}Pb activity concentrations were the highest in the winter and the lowest in the summer. The dark horizontal line in the middle of the box indicates the median value, bottom and top lines for constructing the box are equal to the 25% and 75% of the data; thus 50% of the data lie ‘in the box’ [7]. Top and bottom values are the largest and the smallest.

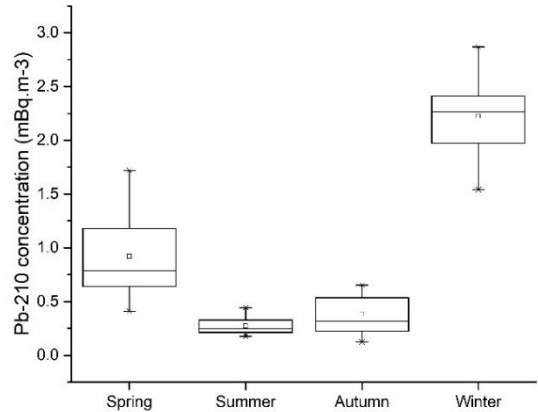


Fig. 2: Distribution of ^{210}Pb activity concentration according to seasons

Table 1 showed ^{210}Pb monthly activity concentrations and meteorological data such

as temperature, rainfall and humidity [16]. The correlation between the ^{210}Pb monthly activity concentrations and temperature, precipitation and humidity have been studied and the results have shown in figures 3, 4, 5 and Table 2.

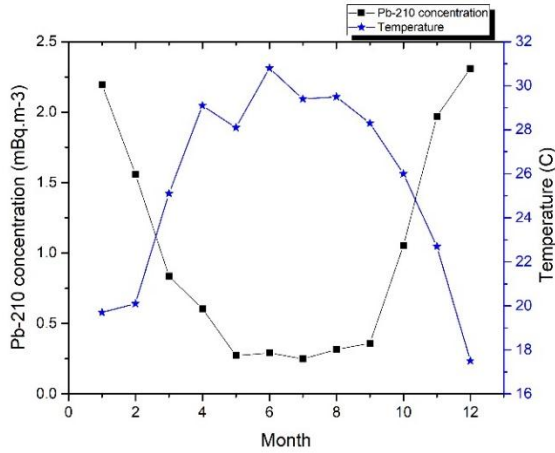


Fig. 3: The activity concentration of ^{210}Pb and the average temperature in monthly

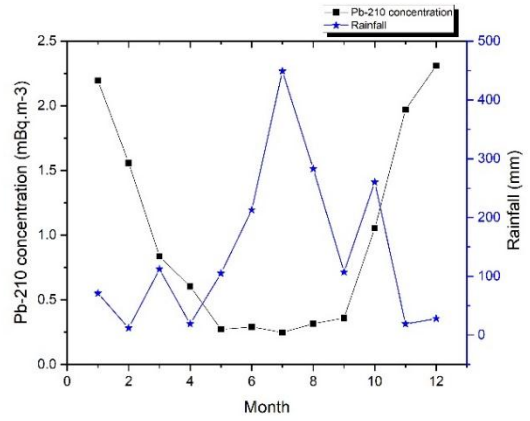


Fig. 4: The activity concentration of ^{210}Pb and the average rainfall in monthly

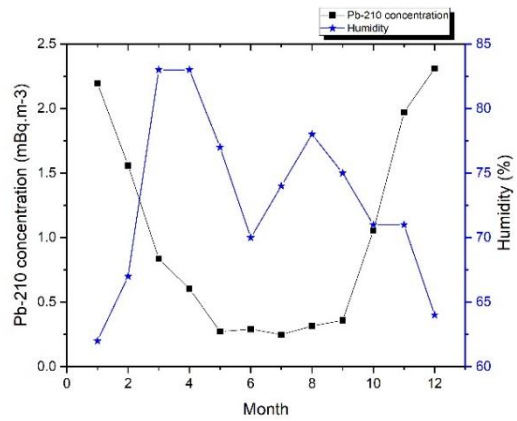


Fig. 5: The activity concentration of ^{210}Pb and the average humidity in monthly

Table 1. ^{210}Pb activity concentrations and meteorological data [16]

Month	^{210}Pb (mBq.m ⁻³)	Temperature (°C)	Rain fall (mm)	Humidity (%)
Jan	8.78 ± 0.72	19.7	71	62
Feb	6.23 ± 0.55	20.1	12	67
Mar	3.35 ± 0.29	25.1	112	83
Apr	2.42 ± 0.21	29.1	19	83
May	1.09 ± 0.09	28.1	105	77
June	1.16 ± 0.10	30.8	213	70
July	0.99 ± 0.09	29.4	449	74
Aug	1.26 ± 0.11	29.5	283	78
Sept	1.44 ± 0.10	28.3	107	75
Oct	4.21 ± 0.35	26	260	71
Nov	7.88 ± 0.78	22.7	19	71
Dec	9.24 ± 0.68	17.5	28	64

Table 2. Correlation coefficients of ^{210}Pb monthly activity concentrations with meteorological data

	^{210}Pb	Temperature	Rainfall	Humidity
^{210}Pb	1			
Temperature	-0.95	1		
Rainfall	-0.58	0.59	1	
Humidity	-0.71	0.69	0.16	1

The Table 2 showed that the correlation coefficients of ^{210}Pb activity concentrations with temperature, rainfall and humidity were -0.95, -0.58 and -0.71, respectively. It can be seen that the trend of ^{210}Pb activity concentrations in the aerosol is high as the temperature, rainfall, humidity is low and vice versa. A negative correlation between the ^{210}Pb activity concentrations and temperature was the highest.

CONCLUSIONS

We analyzed the weekly activity concentrations of ^{210}Pb in an aerosol of Hanoi, Vietnam from February 2017 to January 2018. ^{210}Pb weekly activity concentrations in Hanoi varied according to season quite obviously. It trends high in the winter and low in the summer. A negative correlation between the ^{210}Pb activity concentrations and temperature, rainfall, humidity are also obvious, especially with air temperature.

ACKNOWLEDGMENTS

This work was funded by Vietnam Atomic Energy Institute (Vinatom) under grant CS/17/04-01.

REFERENCES

[1] Baskaran, M. 2011. Po-210 and Pb-210 as atmospheric tracers and global atmospheric Pb-210 fallout: a review. *J. Environ. Radioact.*,102, 500–513 (2010)..

[2] Gaffney, J. and Marley, N. Using natural ^{210}Pb and its daughters (^{210}Bi and ^{210}Po) to estimate aerosol residence times. In *Proceedings of the DOE*. Argonne National Laboratory, Argonne, (2002).

[3] Gaffney, J., Marley, N., and Cunningham, M. 2004. Natural radionuclides in fine aerosols in the Pittsburgh area. *Atmos. Environ.*, 38, 3191–3200, (2004).

[4] García-Talavera, M. and Peña, V. A hybrid method to compute accurate efficiencies for volume samples in gamma-ray spectrometry. *Appl. Radiat. Isot.*,60, 227–232, (2004).

[5] GE Healthcare. *Quality Matters. Whatman Filters for Air Monitoring*. Thermo Fisher Scientific Inc., Waltham, (2013).

[6] Ioannidou, A., Manolopoulou, M., and Papastefanou, C. Temporal changes of ^7Be and ^{210}Pb concentrations in surface air at temperate latitudes 40 degrees N. *Appl. Radiat. Isot.*,63, 277–284, (2005).

[7] KadriIsakar, MadisKiisk, EnnRealo, and SiiriSuursoo. Lead-210 in the atmospheric air of North and South Estonia: long-term monitoring and back-trajectory

- calculations *Proceedings of the Estonian Academy of Sciences*, 65, 4, 442–451, (2016).
- [8] Larsen, R. J., and Sanderson, C. G., *EML Surface Air Sampling Program*, 1989 data, Environmental Measurements Laboratory Report, EML-541, 96 pp. (Available from NTIS Energy Distribution Center, P.O. Box 1300, Oak Ridge, TN 37831.), (1991).
- [9] LNHB. *Atomic & Nuclear Data*. CEA, Saclay, (2008).
- [10] Paatero, J., Buyukay, M., Holmén, K., Hatakka, J., and Viisanen, Y., Seasonal variation and source areas of airborne lead-210 at Ny-Ålesund in the High Arctic. *Polar Res.*, 29, 345–352, (2010).
- [11] Rangarajan, C., Madhavan, R., and Gopalakrishnan, S. S. Spatial and Temporal Distribution of Lead-210 in the Surface Layers of the Atmosphere, *J. Environm. Radioact.* 3:23] 33, (1986).
- [12] Sykora, I., Meresova, J., and Jeskovsky, M. Radioactivity of the atmospheric aerosol in Bratislava. In *AIP Conf. Proc.*, 958, 228, (2007).
- [13] Vecchi, R., Marcazzan, G., and Valli, G. Seasonal variation of ^{210}Pb activity concentration in outdoor air of Milan (Italy). *J. Environ. Radioact.*, 82, 251–266 (2005).
- [14] Nancy A. Marley, Jeffrey S. Gaffney, Paul J. Drayton, Mary M. Cunningham, Kent A. Orlandini & Rajendra Paode. Measurement of ^{210}Pb , ^{210}Po , and ^{210}Bi in Size Fractionated Atmospheric Aerosols: An Estimate of Fine-Aerosol Residence Times. *Aerosol Science and Technology* 32:569] 583 (2000).
- [15] Yasser Morera-Gómez, et al. Application of the Monte Carlo efficiency transfer method to an HPGe detector with the purpose of environmental samples measurement. *Applied Radiation and Isotopes* 97 (2015) 59–62
- [16] Viện Khoa học Khí tượng Thủy văn và Biến đổi Khí Hậu. *Thông báo và dự báo khí hậu năm 2017-2018*, (2018).
- [17] K. Isakar, K. Realo, M. Kiisk, and E. Realo. Efficiency corrections in low-energy gamma spectrometry. *Nuclear Instruments and Methods in Physics Research A* 580 (2007) 90-93.
- [18] S. Mohammad Modarresi, S. Farhad Masoudi. On the gamma spectrometry efficiency of reference materials and soilsamples. *Journal of Environmental Radioactivity* 183 (2018) 54–58.

Nồng độ ^{210}Pb trong sol khí ở Hà Nội

Dương Đức Thắng*, Vương Thu Bắc, Nguyễn Quang Long, Nguyễn Thị Thu Hà, Nguyễn Ngọc Quỳnh, Nguyễn Văn Khánh, Nguyễn Thị Oanh, Cao Đức Việt

Viện Khoa học và Kỹ thuật Hạt nhân – 179 Hoàng Quốc Việt – Cầu Giấy – Hà Nội

*Email: ducthangb2k52@gmail.com

Trong nghiên cứu này, mẫu sol khí tại Hà Nội từ tháng 2 năm 2017 đến tháng 1 năm 2018 thu được trên phin lọc sợi thủy tinh để phân tích ^{210}Pb bằng hệ phổ kế HPGe. Nồng độ ^{210}Pb hàng tuần nằm trong khoảng từ $0,12 \text{ mBq.m}^{-3}$ đến $2,89 \text{ mBq.m}^{-3}$ với giá trị trung bình $0,92 \text{ Bq.m}^{-3}$ và nồng độ ^{210}Pb hàng tháng nằm trong khoảng $0,99 \text{ mBq.m}^{-3}$ đến $9,24 \text{ mBq.m}^{-3}$ với giá trị trung bình $4,01 \text{ mBq.m}^{-3}$. Kết quả cho thấy nồng độ ^{210}Pb trung bình hàng tháng phụ thuộc theo mùa: cao vào mùa đông và thấp vào mùa hè. Mối tương quan giữa nồng độ ^{210}Pb trong sol khí và các thông số khí tượng (nhiệt độ trung bình, lượng mưa và độ ẩm tương đối) đã được khảo sát và hệ số tương quan tương ứng là $-0,95$, $-0,58$ và $-0,71$.

Từ khóa: nồng độ ^{210}Pb trong sol khí, HPGe, MCNP.